



MULTI RATIO GEARBOX ACCESSORIES.


(917D, 917D/A, 920D, 920D/A, 927D, 927D/A, 932D, 932D/A.)



Part No.917D2401,2402, 2403,2404,2435




Part No. 917D2417,2458



Part No.917D2420



Part No. 917D2425




Part No. 917D2401
Part No. 917D2430
(Set: 917D/1)




Part No. 917D2440




Part No.917D2445,2446,2449



Part No.917D2452,2456



Part No.917D2461,2462,2463




70mm dia


Part No.917D2515




Part No.917D2501,2502,2504, 2505,2506,2507,2509, 2513




Part No.917D2531,2540




Part No.917D2551,2553



Part No. 917D8



Part No. 917D331107 (3.1mm)
Part No. 917D331117 (2.9mm)
Module 1.0



Part No. 1105/69

Universal Coupling. 3mm - 3mm.
See Page 63 for full range of combinations



GEARED MOTOR KIT.
Part No.917D14.
700g.

Part No. 917D8	Inline Coupling. 3mm - 3mm. (7.9mm x 20mm). 8g
Part No. 917D2401	Gear. 10 tooth. 2.9mm bore. (Dia. 11.2mm x 5.8mm)(pkt 10). 3g
Part No. 917D2402	Gear. 15 tooth. 2.9mm bore. (Dia. 16.2mm x 5.8mm)(pkt 10). 8g
Part No. 917D2403	Gear. 20 tooth. 2.9mm bore. (Dia. 22mm x 6.3mm)(pkt 10). 16g
Part No. 917D2404	Gear. 40 tooth. 2.9mm bore. (Dia. 41.3mm x 6.3mm)(pkt 10). 60g
Part No. 917D2415	Stop Rings.(pkt 10). 2g
Part No. 917D2417	Micro-Switch operating pins. (Dia. 3.9mm/5.7mm x 8mm)(pkt 10).1g
Part No. 917D2420	Worm Drive. (Dia. 11.94mm x 32mm)(pkt 10). 16g
Part No. 917D2425	Custom gearbox bracket. (69.8mm x 27.9mm x 2.0mm)(pkt 2). 12g
Part No. 917D2426	Gearbox Brackets. (52.8mm x 30.0mm x 2.0mm)(pkt 2). 9g
Part No. 917D2430	Rack. (50.0mm x 4.7mm x 5.13mm)(pkt 10). 12g
Part No. 917D2440	Crown Gear. (OD 16.4mm x 6.9mm high)(pkt 10). 4g
Part No. 917D2445	Chain Sprocket. 8 tooth 2.9mm bore. (OD 13.9mm)(pkt 10). 4g
Part No. 917D2446	Chain Sprocket. 16 tooth 2.9mm bore. (OD 26.7mm)(pkt 10). 12g
Part No. 917D2449	Chain in 1m length approx. (7.1mm wide) . 30g For gears 917D2445, 2446.
Part No. 917D2435	Chain in 1m length approx. (10.8mm Wide). 31g For gears 917D2401,2402, 2403 & 2404.
Part No. 917D2452	Double Gear. 48/12. 2.9mm bore. (OD24.57mm/OD6.72mm)(pkt 10). 14g
Part No. 917D2456	Double Gear. 48/12. 3.1mm bore. (OD24.57mm/OD6.72mm)(pkt 10). 14g
Part No. 917D2458	Pinion. 12 tooth (for motor) 1.9mm Bore. (OD6.92mm)(pkt 10) . 3g

Part No. 917D2461	Pulley. 30/25mm dia. 2.9mm bore.(pkt 10). 44g
Part No. 917D2462	Pulley. 30/25mm dia. 3.9mm bore with brass sleeve.(pkt 10). 47g
Part No. 917D2463	Pulley. 8/5.5mm dia. 2.9mm bore. (pkt 10). 3g
Part No. 917D2501	Robotic Wheels - 24mm x 7mm. 1.6mm bore.(pkt 4). 9g
Part No. 917D2502	Robotic Wheels - 35mm x 7mm. 2.6mm bore.(pkt 4). 21g
Part No. 917D2504	Robotic Wheels - 51mm x 16mm. 2.6mm bore.(pkt 4). 51g
Part No. 917D2505	Robotic Wheels - 79mm x 20mm. 3.5mm bore. 36g
Part No. 917D2506	Robotic Wheels - 37mm x 16mm. 2.6mm bore.(pkt 4). 45g
Part No. 917D2507	Robotic Wheels - 44mm x 16mm. 2.6mm bore.(pkt 4). 36g
Part No. 917D2509	Robotic Wheels - 56mm x 16mm. 2.6mm bore.(pkt 4). 70g
Part No. 917D2513	Robotic Wheels - 54mm x 30mm. 2.6mm bore. 15g
Part No. 917D2515	'O' Ring (70mm Diameter x 5mm). 6g
Part No. 917D2531	Perforated Metal Strip. (305mm x 8.75mm x 0.5mm)(pkt 5). 56g
Part No. 917D2540	Perforated Metal Sheet. (200mm x 150mm x 0.6mm). 76g
Part No. 917D2551	Shaft 3mm dia (long for output). (3mm x 110mm)(pkt 10). 62g
Part No. 917D2553	Shaft 3mm dia (short for intermediate). (3mm x 60mm)(pkt 10). 32g
Part No. 917D2671	Brass Spacers (5mm long). (pkt 10).
Part No. 917D2672	Brass Spacers (8mm long). (pkt 10).
Part No. 917D2682	Spacers (25mm). (pkt 10). 3g
Part No. 917D2683	Spacers (30mm). (pkt 10). 3g
Part No. 917D331107	Mitre Bevel Gear. 12 teeth (19mm dia) 3.1mm bore (pkt 2). 2g
Part No. 917D331117	Mitre Bevel Gear. 12 teeth (19mm dia) 2.9mm bore (pkt 2). 2g

RACK & PINION SET. Part No. 917D/1.

Consisting of: 1 Rack (917D2430), 1 Pinion (917D2401) and Mounting Screws. 3g

CHAIN & SPROCKET SET. Part No. 917D/3.

Consisting of: 2 Sprockets(917D2445), 2 Sprockets(917D2446).
& 1m approx Chain (917D2449). 42g

CROWN WHEEL & PINION SET. Part No. 917D/5.

Consisting of: 1 Crown Wheel (917D2440) & 1 Pinion (917D2401). 1g

PULLEY SET. Part No. 917D/7.

Consisting of: 1 each of Pulley (917D2461, 917D2462, 917D2463)
Micro Switch operating Pin. (917D2417), & "O" Ring (917D2515). 26g

GEAR SET. Part No. 917D/2.

Consisting of: 4 gears(917D2456), 2 gears (917D2452) and 1 Pinion (917D2458). 8g

WORM DRIVE SET. Part No. 917D/4.

Consisting of: 1 Worm drive(917D2420), & 1 Spur Gear(917D2404). 6g

SPUR GEAR SET. Part No. 917D/6.

Consisting of: 1 each Spur Gear (917D2403, 917D2401 & 917D2404). 8g